
AATSP Brazos Chapter 2023



POSTER CONTEST

Maddie Grace Walters, 10th grade Mississippi 9th-12th Hand-drawn Second place



Tertulia

Monday, February 20th at
6 pm



purpose

go over the guidelines, suggest strategies and resources, including ideas from an art teacher, and answer any questions you may have.



note

presentation will be available afterwards on our website



AATSP National Poster Contest

Spanish/Portuguese

Submission Deadline



Prizes

1st - \$100
2nd - \$75
3rd - \$50

Categories

- PK -1st Hand-drawn
- 2nd -3rd Hand-drawn
- 4th -5th Hand-drawn
- 6th -8th Hand-drawn
- 6th -8th Digital
- 9th -12th Hand-drawn
- 9th -12th Digital

The local/state AATSP chapter contest is the first round of the AATSP Poster Contest, and allows students the opportunity to be celebrated on the local/state levels as well as be recognized at the national level if their entry is moved forward.

The AATSP sponsors the Poster Contest annually for students enrolled in **Spanish** or **Portuguese** classes in grades PK-12.

Posters will be judged on:
artistic representation,
creativity, originality,
uniqueness, interpretation of
theme and culture, neatness,
and use of language.

Nuevos horizontes para la
comunicación y la cultura
Novos horizontes para a
comunicação e a cultura

Click or scan for the 2023 Poster Contest Guidelines!



tinyurl.com/aatsp-poster-contest

Submit any inquiries to T.J. Troche, Interim Poster Contest Director, at postercontest@aatsp.org

**Promote creative thinking
and celebrate visual learners
and artistic expression!**





1. Intro

AATSP BRAZOS Chapter invites you to get your artistic students recognized!

- Do a creative assignment with your students before Spring Break to express how they interpret the theme “Nuevos horizontes para la comunicación y la cultura “ either with a handmade or digital poster.
- Select your three best hand drawn (any grade PK-12), and three best digital (grades 6-12) interpretations
- Take high resolution pictures of each poster, saved in .JPEG or .png format .
- Submit your entries to the Brazos chapter Contest Coordinator by 5 pm March 15, 2023. Be sure to include a Student Release form for each entry. Collaborative entries (2 students making one poster) are welcome; just be sure to send a release form from each student.

Guidelines


Brazos Chapter Poster Contest will follow the guidelines for the National Contest

- **The theme MUST be written on the poster.**
- **All language must be in Spanish (or Portuguese).**
- **No copyrighted images are allowed.**

Categories:

- Grades PK–1st Hand-drawn
- Grades 2nd–3rd Hand-drawn
- Grades 4th–5th Hand-drawn
- Grades 6th–8th Hand-drawn
- Grades 6th–8th Digital
- Grades 9th–12th Hand-drawn
- Grades 9th–12th Digital



- 
- Chapter winners will be announced March 30
 - National winners will be announced around May 1st.

National Winning posters will be displayed on the AATSP website, showcased at the AATSP Annual Conference in Salamanca, Spain in June, and reprinted as necessary



- Prizes for 1st, 2nd, and 3rd place Chapter winners for each category
- Special recognition for you as their teacher!
- Winners will be submitted to the National AATSP Poster Contest, and may win national prizes as well!

AATSP Poster Contest
Judging Rubric
Hand-drawn and Digital

File Name: _____
 (teacher last name) (student first name) (student last name) (category)

Criteria	Exceeds Expectations /Criteria 5	Meets Expectations /Criteria 4	Partially Meets Expectations /Criteria 3	Does Not Meet Expectations /Criteria 2	Incomplete/ Illegible/ Disqualified 1
Artistic Expression					
Creativity, Uniqueness, Originality					
Interpretation of Theme and Hispanic/Luso- Brazilian Culture					
Neatness/ Use of Language					
Total Score _____					



Judging Criteria:

Posters will be judged on:

- - artistic representation
- - creativity
- - originality
- - uniqueness
- - interpretation of the theme and culture
- - neatness
- - use of Spanish or Portuguese language

AATSP Poster Contest Judging Criteria

- 1. Artistic Expression: Are the elements within the poster used to convey a message, an emotion, a purely aesthetic experience, or a combination of the three?**
- 2. Creativity, Uniqueness, Originality: Did the student take an innovative approach in portraying the subject matter or visual material? Is it creative and original (i.e. no use of material from previous posters, or copyrighted/trademarked images/characters [these are grounds for immediate disqualification])?**
- 3. Interpretation of Theme and Hispanic/Luso-Brazilian Culture: Does the poster reflect the theme? Is Hispanic/Luso-Brazilian culture prominently and appropriately represented?**
- 4. Neatness/Use of Language: Does the poster show attention to details which enhance the overall effect or carry out the basic theme or design? Is the poster visually appealing as a whole? Is all the language used on the poster in Spanish or Portuguese and accurate in terms of spelling/grammar/accentuation?**

RESPONSIBILITIES OF SPONSORING TEACHERS

- Read and understand the [Poster Contest Guidelines](#).
- Join the AATSP or renew your membership in order to sponsor students in the Poster Contest. Visit <https://www.aatsp.org/page/Membership> to join or renew online.
- Have the students create posters based on the current year's theme and guidelines.
- Select the three best posters from each category (PK-1, 2-3, 4-5, 6-8, 9-12 Hand-drawn, or 6-8, 9-12 Digital) for which there are student entries. The category entered will depend on the grade level of the student that has created the poster.
- Submit the selected posters to the local/state AATSP chapter contest coordinator, or if a local/state AATSP chapter contest does not exist, directly to the national contest by the deadline of April 1, 2023.
- Await notification from the Chapter Contest Coordinator. If selected by the chapter, await notification from the National Contest Director by the end of May.
- Award prizes/certificates to winning posters as applicable and as decided upon at your school site or by your local/state chapter.

A full-page background image featuring a vibrant sunset or sunrise. The sky is filled with intense orange, red, and yellow clouds, with the sun positioned low on the horizon. A long, straight concrete pier or breakwater extends from the foreground into the dark water, leading the viewer's eye towards the horizon. In the distance, a city skyline is visible as a dark silhouette against the bright sky, including a prominent tower with a spire. The overall mood is contemplative and hopeful.

**Theme: Nuevos
Horizontes para la
Comunicación y la
Cultura.**

**Deadline: March 15,
2023**

Helpful tips to making a Poster

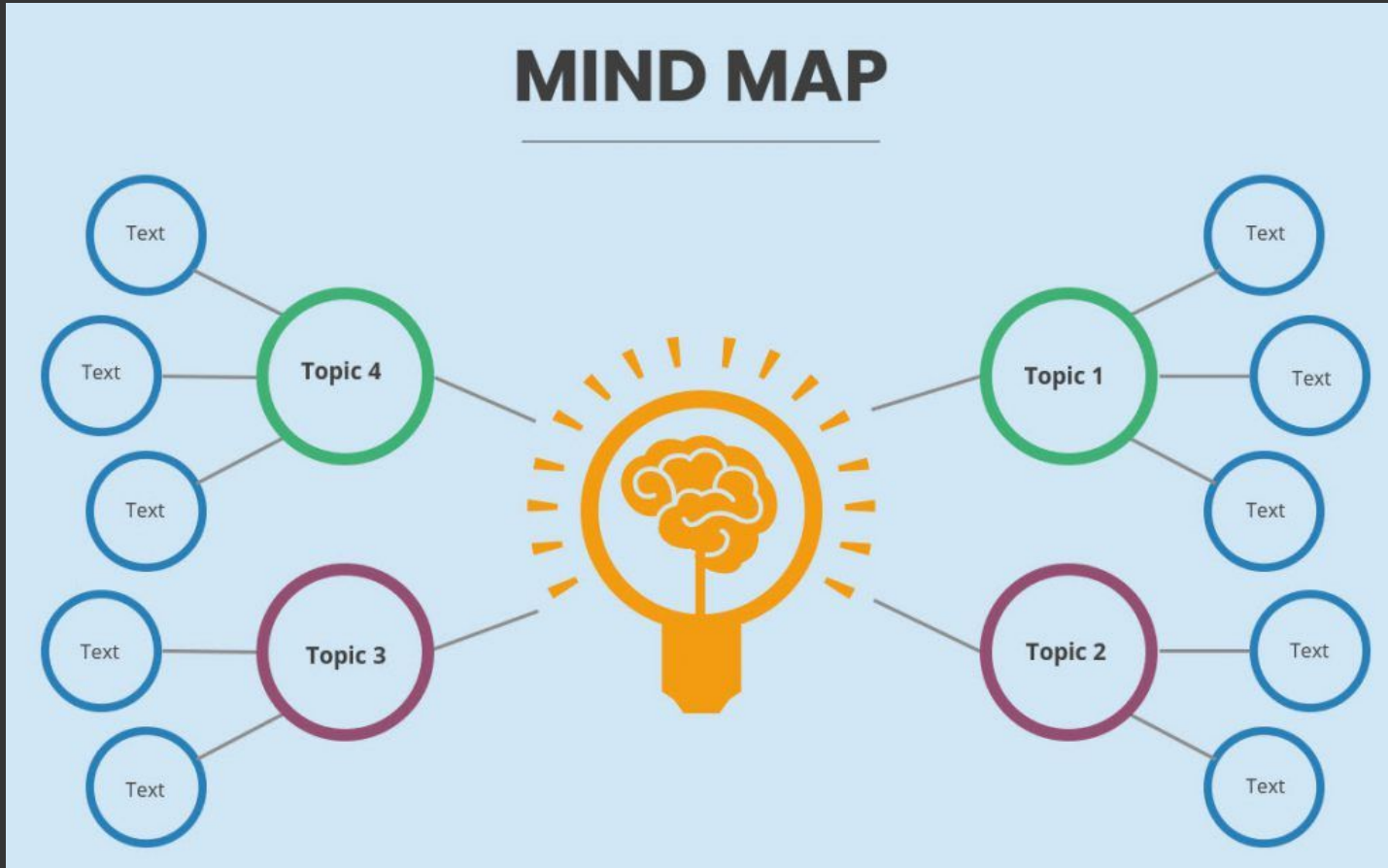
● Fostering Creativity

Define what Horizons means to you.

Visualize and Feel what the Theme means

A Great tool is a MIND MAP

Put all ideas on a map and then begin the illustrations.



Top tools to create a Digital Poster

- Tools Adobe Spark
- Adobe Creative Cloud
- Canva
- Piktoart

These tools let you put it together
from images

Drawing Tools to making a Digital Poster

These tools let students draw:

1. Clip Studio Paint
2. Gimp
3. Krita
4. Artweaver Free
5. Sketchpad
6. Astropad Studio
7. Adobe Illustrator
8. Inkscape
9. Vectr
10. Adobe Photoshop

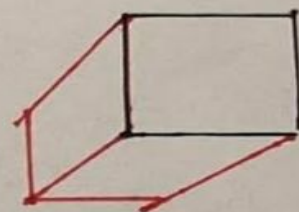
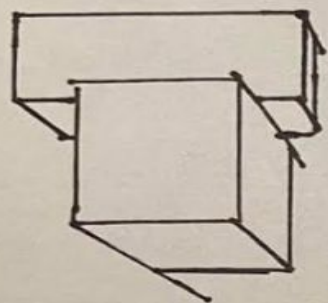
Helpful tips to making a Digital Poster

Tip 1 Try free versions

Tip 2 Go with what your school provides

Tip 3 Many students already have programs in their personal computers

Quotes for illustration purposes only

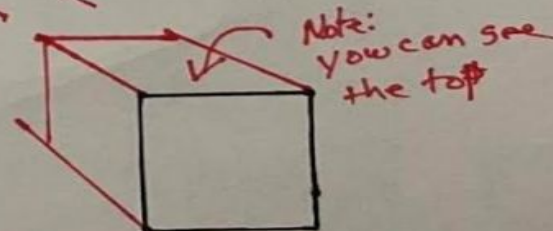
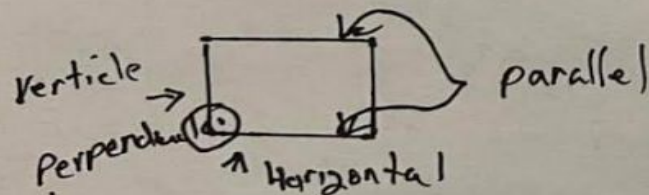


Above eye level

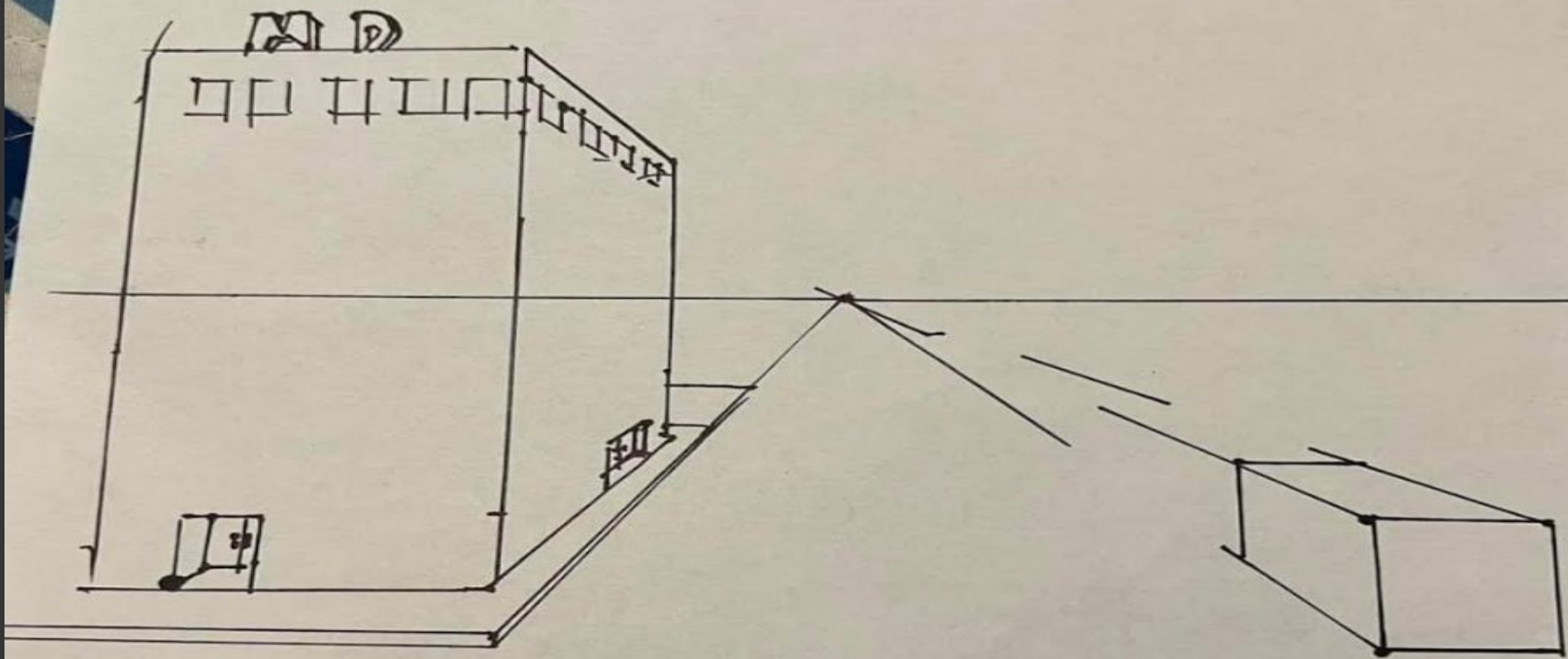
Below eye level

horizon line

* Note avoid the center of the page



Note: you can see the top



- 
- ¡Gracias por ayudarnos a reconocer el talento artístico de sus estudiantes y por su participación!
 - Please send up to 3 entries per category to [Submission Form Brazos](#)
 - Send a consent signed form for each student. [Student Release Form](#)
 - If you have any questions contact Cheryl Fuentes Brazos Chapter Contest Coordinator
cherylfuentesw@yahoo.com